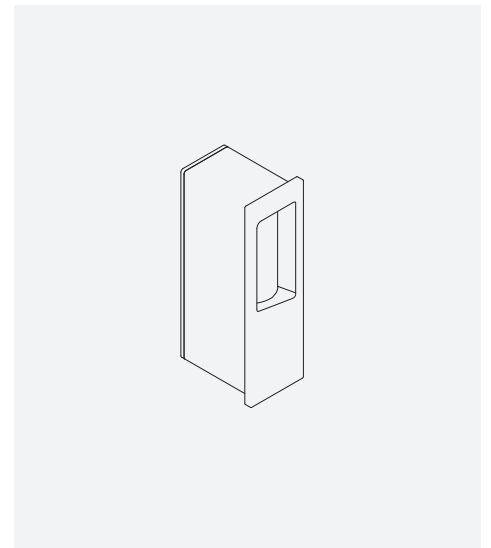
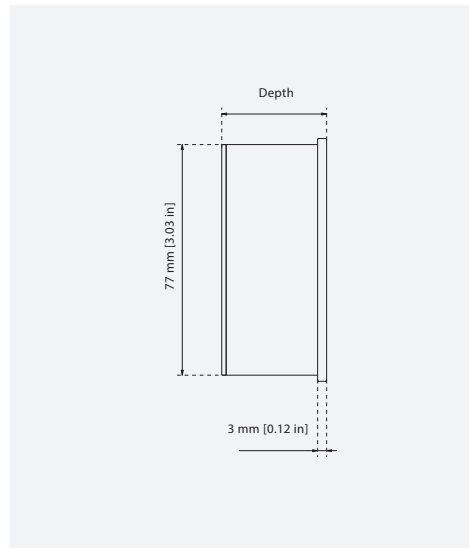
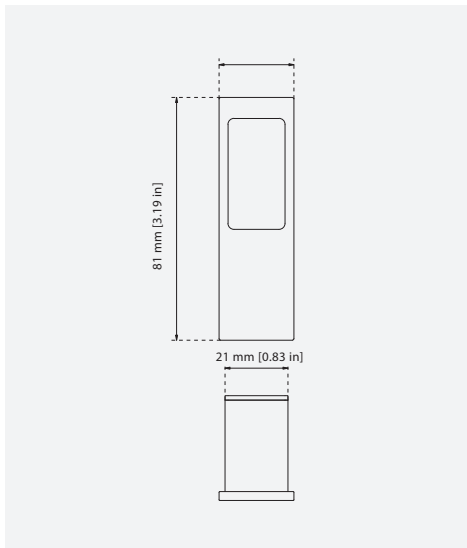




Recessed Door End Pull

CODE	Depth	Backbox Height
FP.004.01	19 mm [0.75 in]	77mm[3.03 in]
FP.004.02	35 mm [1.38 in]	77mm[3.03 in]

This recessed end pull offers an obvious place to pull a sliding door out of its opening. Minimalist in design, it almost disappears until consciously required for use. The internal surfaces have been radiused and contoured for extra comfort. Made from the finest grade of brass, all pieces are then carefully hand finished in all the standard Bjorn Collection finishes.



Please note this drawing is the confidential property of Bjorn Collection and must not be copied or disclosed to any third party without written permission.